


Panhellenic

Michigan State University

Home is
where the
heart is



AYO AOTI APHT AYID
YO DG GPHT
KAO KD KKG PPHI
SPT SH ZTA

PNM Booklet

Fall Formal Recruitment 2025

Name

Phone Number

Recruitment Group Number

All programs and activities are open to all without restriction or preference based on race, sex, color, ethnicity, national origin or other protected personal identity.

Table of Contents

Letter From The President	3
Letter From The Recruitment Team	4
Panhellenic Council	5
Executive Council	6
Potential New Member Bill of Rights	7
Potential New Member Expectations	8
Values Based Recruitment	9
DEI and The Other Governing Councils	10
Health Resources and Ways to Relieve Stress	11
It's All Greek To Me Vocabulary	12
Signing a MRABA	13
Recruitment Guides	14
What You Should Know as a New Member	15
Recruitment Tips and Suggestions	16
FAQs	17
Recruitment Plan and Days	18
Map of Chapter Houses	27
Meet Our Chapters	28
Financial Transparency Statement	42
FSL Contribution Fee	43
Fundraisers & Sponsors	44

A Letter From Our *President*

Dear PNMs,

Welcome to formal recruitment! I want to start by saying how proud I am of you for being here. Recruitment can feel exciting, nerve-wracking, and everything in between, but taking this step shows that you're ready and open for all the new possibilities our community has to offer.

This process is so much more than joining a sorority. It's about discovering where you feel most at home, where you can be unapologetically yourself, and where you'll find people who see you for who you are and celebrate you fully.

I still remember feeling all the same emotions you might be feeling now when I went through the process my freshman year. I wondered where I'd fit and if I'd find people who understood me while still trying my best to stay true to myself. What I found was more than I ever expected: women who lift me up, challenge me to grow, and remind me that I never have to go through life alone. And these women are not just in my chapter but in the community as a whole.

My biggest piece of advice is to give yourself permission to just be you. Take a deep breath and soak in every moment. Smile through the nerves, ask the questions that matter most to you, and don't be afraid to let your personality shine. Wherever you find your home, I hope you walk away from this process feeling proud of who you are and excited for the future ahead.

Me, Panhellenic Exec, your Recruitment Guides, our advisors, and every chapter member here are cheering for you every step of the way. You are strong, capable, and so deserving of the friendships, opportunities, and life-long memories that await you here.



xoxo . . .

Cydney Eberhardt, Panhellenic President

A Letter From Our *Recruitment Team*

Welcome to Michigan State University! As you begin this exciting new chapter, we're so glad you're considering joining the Panhellenic community. This is a time full of new experiences, friendships, and opportunities, and we're here to help you make the most of it.

The Panhellenic community at MSU is more than just sororities, it's a supportive network of women focused on leadership, scholarship, service, and personal growth. Each chapter is unique, but together we form a strong sisterhood built on shared values and real connections.

Recruitment is the first step in finding your place within this community. It's a chance to explore the different chapters, connect with other students, and find the place where you feel most at home, a place where you'll be supported, challenged, and celebrated throughout your college years.

We know the process can feel overwhelming, but you're not alone. Our recruitment guides, chapter members, and Panhellenic Executive Board are here to support you every step of the way.

Keep an open mind, be yourself, and enjoy the journey! We can't wait to meet you and help you discover everything the Panhellenic Community has to offer.



xoxo . . .

Brooklynn Hayes
VP of Recruitment Logistics

Lauren Lindsey
VP of Recruitment Guides



Panhellenic Council

The Panhellenic Council at Michigan State University is the governing body of the 14 National Panhellenic Conference sororities on campus. The Council is comprised of current sorority members who have disaffiliated from their chapters during recruitment in order to provide unbiased planning and support for all involved in the process. The Panhellenic Council strengthens the Fraternity & Sorority Life Community and is responsible for promoting scholarship, philanthropy, and safety for each sorority as well as the FSL Community as a whole.

The Michigan State Panhellenic Association desires to build a community that reflects diversity and inclusion within our sorority chapters. We strive to make our campus stronger through our commitment to promoting diversity and creating positive change within the Greek community. Women of all backgrounds make up Michigan State University Panhellenic and each individual is celebrated for her perspectives, ideas, and contributions to her organization and to our entire community.

Creed Of the National Panhellenic Conference

We, as Undergraduate Members of women's fraternities, stand for good scholarship, for guarding of good health, for maintenance of fine standards, and for serving, to the best of our ability, our college community. Cooperation for furthering fraternity life, in harmony with its best possibilities, is the ideal that shall guide our fraternity activities.

We, as Fraternity Women, stand for service through the development of character, inspired by the close contact and deep friendship of individual fraternity and Panhellenic life. The opportunity for wide and wise human service, through mutual respect and helpfulness, is the tenet by which we strive to live.


Executive Council




Cydney Eberhardt
President




Avery St. Lawrence
Executive VP




Heshani Guneratne
**VP of Risk
Management**




Brooklynn Hayes
**VP of Recruitment
Logistics**




Lauren Lindsey
**VP of Recruitment
Guides**



Katie Green
VP of Internal Relations



Bayley Reger
**VP of Community
Relations**



Maya Buck
VP of Finance



Charlie Passalacqua
VP of Communications

Potential New Member

BILL OF RIGHTS

The right to be treated as an individual

The right to be fully informed about the recruitment process

The right to ask questions and receive true and objective answers from Recruitment Guides and members

The right to be treated with respect

The right to be treated as a capable and mature person without being patronized

The right to ask how and why, and to receive straight answers

The right to have and express opinions to Recruitment Guide

The right to have inviolable confidentiality when sharing information with Recruitment Guide

The right to make informed choices without undue pressure from others

The right to be fully informed about the binding agreements implicit in the membership acceptance signing

The right to make one's own choice and decision and accept full responsibility for the results of that decision

The right to have a positive, safe, and enriching recruitment and new member experience

Potential New Member

Expectations

- To be eligible for recruitment, Potential New Members must be accepted & enrolled as a full-time student (minimum 12 units) at Michigan State University.
- PNMs must attend all academic classes & labs during the recruitment period for the duration of the class scheduled time.
- Must have a 2.5 minimum cumulative GPA.
- Potential New Members must attend all of the events to which they are invited for the entire Formal Recruitment process.
- No woman shall be allowed to join a National Panhellenic Conference organization during Fall Formal Recruitment unless she has attended all events in each set to which she has invitations.
- Any Potential New Member who does not attend an event without a pre-approved excuse (ex: illness or other emergency) by the Panhellenic Council will be asked to leave the formal recruitment process.
- Potential New Members must attend the Formal Recruitment events at the time the computer has scheduled them to attend. This is to prevent confusion & mix-ups.
- Potential New Members may not contact any active sorority members during Formal Recruitment Week.
- Sorority members may not contact Potential New Members outside of scheduled Formal Recruitment events.
- Sorority members may not make promissory comments, or give oral or written invitations to join to any Potential New Members. Bids are to be issued only on the scheduled Bid Day. Contact a Panhellenic officer or Recruitment Guide if a situation like this occurs at any time.
- Potential New Members must be respectful to all sorority women & not spread rumors or make disparaging remarks about chapters, chapter members, or other Potential New Members. Violation of this rule will result in immediate removal from the Formal Recruitment process.
- After a few attempts at a conversation, an active member may say "I noticed you aren't actively engaging with me or responding".
- Potential New Members may not be on their phones or have them out while they are in a Chapter Facility. Violation of this rule will result in immediate removal from the Formal Recruitment process.
- Formal Recruitment is a substance-free process. Women may not use or be in the presence of drugs or alcohol during the Formal Recruitment Process. Violation of This rule will result in immediate removal from the Formal Recruitment process.
- If a Potential New Member wishes to withdraw from Formal Recruitment, they must complete the withdrawal form, found at the PNM Resource Center.
- Nothing from the Chapter Facilities may be taken as a "souvenir". Violation of this rule may result in immediate removal from the Formal Recruitment process.
- It is recommended that Potential New Members be fully aware of the financial obligations of membership before accepting a bid. It is to their advantage to ask questions during Formal Recruitment events if they have questions about finances.
- Following Preference Round, if Potential New Members wish to be eligible to join a sorority, they must complete & sign a Membership Recruitment Acceptance Binding Agreement (MRABA). It is not guaranteed that every woman who goes through Formal Recruitment will receive a bid to join a sorority.
- Potential New Members are urged to keep an open mind during Formal Recruitment to ensure any decisions they make are their own.
- Potential New Members agree to have pictures taken of them by Panhellenic Council for promotional purposes.
- If a new member decides to remove herself from her sorority after she is initiated, she will be unable to join another sorority within the NPHC, MGC, or Panhellenic councils.

Should I choose to violate any of the above agreements, I am subject to removal from the Formal Recruitment process.

Values Based Recruitment

What is the purpose of values-based recruitment?

- To make connections and build relationships between chapter members and potential new members (PNMs)
- To discover shared interests and values among chapter members and PNMs
- To display the high standards held by all NPC member organizations
- To provide PNMs with an opportunity to make informed decisions through an open, fair and unbiased experience
- To ensure the future of chapters

What are the benefits of values-based recruitment?

- Potential new members (PNMs) seek the same core values, principals and standards as the chapter members.
- Improved retention rates due to heightened PNM awareness of chapter expectations before joining.
- Members are engaged in meaningful programming consistent with their own reasons for joining.



Diversity, Equity, & Inclusion


Our Panhellenic Council is committed to educating ourselves and the members of our chapters on Diversity, Equity, and Inclusion. As a Panhellenic community, we must recognize and change all systems and norms that exclude people. It is our responsibility and mission to continue to acknowledge the systemic barriers that deter women of all identities from joining our community. The history of exclusion within the Panhellenic council has perpetuated whiteness and created oppression within our systems. We are committed to acknowledging these oppressions and educating ourselves, chapters, and the community to do better.

Fellow Governing Councils

INTERFRATERNITY COUNCIL (IFC): The governing body for 28 housed fraternities at Michigan State University.

MULTICULTURAL GREEK COUNCIL (MGC): The Multicultural Greek Council (MGC) at Michigan State is a unique governing body that represents 9 Latinx, Asian, and Multicultural/Multiethnic Greek-letter organizations on campus.

NATIONAL PAN-HELLENIC COUNCIL (NPHC): is composed of the 9 historically African-American Greek-letter organizations. 7 of the 'Divine Nine,' as they are nicknamed, NPHC organizations are represented on Michigan State's campus.



Health Resources

PNM Resource Center:

- MSU Union
 - 9/19: Ballroom
 - 9/20: Lake Huron Room
 - 9/26: Ballroom
 - 9/27: Ballroom
 - 9/28: Ballroom

CAPS:

463 E Circle Dr. – Floor 3
East Lansing, MI 48823
(517) 355-8270
24 hr. sexual assault crisis
line: (517) 372-6666

MSU Center For Survivors:

556 E. Circle Dr.
East Lansing, MI 48823
(517) 355-3551

MSU Safe Place:

(517) 355-1100
noabuse@msu.edu

MSU Olin Health Center:

463 E Circle Dr.
East Lansing, MI 48823
(517) 884-6546

Sparrow Hospital:

1215 E Michigan Ave.
Lansing, MI 48912
(517) 364-1000

Ways to Relieve Stress

- Be Active – take a dance break, go to the gym, or go for a walk
- Meditate – close your eyes, do some deep breathing exercises
- Write – write three things you are thankful for or even start a journal
- Listen to Music – craft a playlist of all your favorite songs
- Read a Book – whether it's a new one or one of your favorites
- Find the Sun – go outside, even for a few minutes
- Eat some Chocolate – dark chocolate has been found to lower stress levels
- Talk to a Friend – even though this is a stressful time, you have so many friends around you, ready to support you in any way you need

Vocabulary **It's All Greek To Me**

PRIMARY RECRUITMENT: Designated period in the Fall when Potential New Members and Panhellenic sororities get to know each other through parties. Primary Recruitment is a mutual selection process, which means that both the potential new members and the individual sororities are making choices. Potential new members will make decisions regarding chapters they want to revisit, and the sororities will make decisions regarding the women they want to invite to their parties.

PARTY: This refers to each individual recruitment event ("I have five parties today") or the group of PNMs that visits a sorority during a particular time slot ("The next party is waiting outside").

RECRUITMENT GUIDE: An active sorority woman who has chosen to disaffiliate from her chapter and assist Potential New Members during the Primary Recruitment process.

POTENTIAL NEW MEMBER (PNM): A prospective new member of a sorority.

NEW MEMBER: A person who accepts a bid from a sorority chapter.

ACTIVE MEMBER: A fully initiated undergraduate member of a fraternity or sorority.

NEW MEMBER EDUCATOR: The individual who is the liaison between the new members and the chapter. This individual is responsible for complementing and monitoring the new member program and preparing the new members for initiation.

NEW MEMBER PERIOD: A period of six to eight weeks prior to initiation when a new member learns about her sorority's values and expectations, and develops relationships within that organization.

BID: An invitation to join a fraternity or sorority. In the process those who are invited to join a sorority will receive their bid card on Bid Day, Monday, September 29th, upon completion of all rounds of recruitment.

INITIATION: A formal ceremony during which new members become active members of the chapter.


CHAPTER: The local organization of undergraduate students on a campus recognized by the university and the National or International organization.

LEGACY: An immediate family member of an initiated member, generally sister or daughter. Some sororities also recognize grandchildren, stepsisters, and stepdaughters. Please see each chapter's individual page in this booklet for more information about legacy policies.

NATIONAL PANHELLENIC CONFERENCE (NPC): The umbrella organization for all 26 national and international social sororities.

PANHELLENIC COUNCIL: The governing body of the 14 NPC sororities at Michigan State University.

PANHELLENIC EXECUTIVE BOARD: The nine members of the Panhellenic Executive Board lead the Michigan State Panhellenic Council. They are sorority members who have disaffiliated during Recruitment to oversee the process.



Signing a **MRABA**

At the completion of the primary recruitment period, all women are given the option to sign a Membership Recruitment Acceptance Binding Agreement (MRABA). In order to receive a bid from a sorority on campus, the MRABA must be signed. The purpose of the MRABA is to ensure your awareness of the commitment you are making when you submit your final selections.

Your options when considering your agreement are:

- You may choose not to complete an agreement at this time.
- You may choose to list any women's fraternity/sorority whose preference (last) event you attended and from which you are willing to accept an invitation to membership (a bid).
- You may choose to limit your choices to just one or list any women's fraternity/sorority whose preference round (last) event you attended and are willing to accept membership. Please note that by not listing the maximum number of events you attended you may be limiting your potential to join any other NPC group during this recruitment should you not be placed with your choice(s).

Please carefully consider the following points as you complete your MRABA:

- When you sign this binding agreement, you are agreeing to accept an invitation to membership from any NPC fraternity/sorority that you have listed
- Once the acceptance agreement has been turned in to the representative of the MSU Panhellenic Association, it cannot be altered or changed.
- If you receive an invitation to membership (a bid) from any NPC group that you listed and do not accept it, you will be ineligible to join any other NPC women's fraternity/sorority on the campus until the beginning of the next primary recruitment period (Fall 2026).

Recruitment Guides

Who are they?

Recruitment Guides are women who have disaffiliated from their own chapters during the recruitment period to help Potential New Members go through the formal recruitment process. They serve as the liaison between PNMs & chapters during recruitment.

Recruitment Guides are trained in how to prepare PNMs for recruitment. They are impartial to the process & are able to advise PNMs on finding effective ways to connect their values with another chapter's.

Responsibilities of Recruitment Guides:


Complete all logistical duties required which could include assisting PNMs as they travel between recruitment locations, explaining recruitment procedures, assisting with data entry, contacting PNMs who do not arrive on time & so on.

Provide thorough knowledge of the Panhellenic community & being an advocate for the community.

Stay in contact with each PNM to provide support & guidance that will contribute to her retention throughout the recruitment process.

Engage PNMs in discussions of their personal values & how those values will better inform their decision-making.

My Recruitment Guides:



What You Should Know As A *New Member*

If you join one of the 14 Panhellenic sororities here on campus, you also become a member of the National Panhellenic Conference (NPC). Here are a few things to be aware of when you join a Panhellenic sorority:

New Member Education: Each chapter has built in education to teach their new members about sorority life prior to becoming an active member.

Time Commitment: Each chapter has its own schedule of meetings and events, but members should expect at least one weekly "chapter" meeting. In addition to chapter are Philanthropy and Sisterhood events, as well as attending community service and campus events.

Philanthropy Events: Each chapter holds events to raise money for their national philanthropy .

Finance: Each chapter has payment plans for membership dues in order to accommodate members. Financial transparency forms will be provided.



Recruitment

TIPS & SUGGESTIONS

Tip #1: Stay true to your feelings.

Beyond the conversations, notice how each chapter makes you feel. Do you feel a sense of belonging? Can you see yourself in this chapter? Think about where you feel a strong connection and where you will feel the most comfortable being yourself. If you feel a strong connection that can be a sign of where you truly belong.

Tip #2: Ask thoughtful, intentional questions. Recruitment is your chance to explore what you want in a sisterhood. Ask about what matters most to you like values, support systems, involvement, and day-to-day sisterhood. Meaningful questions lead to meaningful connections.

Tip #3: Keep an open mind.

When you receive your schedule from your Recruitment Guides at the beginning of each round, you may receive a schedule different from what you ranked during selections. Don't get discouraged. Trust the process & keep going.

Tip #4: Be yourself You bring something valuable into every room, just by being yourself. Whether you're outgoing, quiet, super involved, or still figuring it all out, your unique story matters. Don't try to fit a mold, the right chapter will see your worth and appreciate you exactly as you are.

FAQs

Is Recruitment virtual or in-person?

Recruitment is hybrid! Spirit Day is virtual, but the rest of the days are in-person.

When is the last day we can sign up for formal recruitment?

Wednesday, September 10th at 11:59pm

What should we wear?

Each day becomes progressively dressier. However, you should wear what you feel most comfortable in! We encourage you to express your personality through your clothing! A detailed description of each day's dress code is later in this book, as well as available on our Pinterest.

Are we limited to wearing certain colors as a PNM?

Nope!

Are PNM's given shirts to wear during recruitment?

Yes! It is required to wear the shirts given out on both Philanthropy Days!

When do we get our recruitment guide?

Recruitment Guides/Groups can be found on Campus Director!

Are letters of recommendation required for each chapter?

Nope! Michigan State Panhellenic does not require letters of recommendation.

Will my classes interfere with recruitment?

We do our best to ensure your classes do not interfere with recruitment. If you find there is a conflict, please notify your recruitment guide and fill out the excuse form so that we can ensure you do not miss out on the recruitment experience.

Can I participate in formal recruitment if I play a sport?

Absolutely! If your game or practice interferes with your recruitment schedule, please notify your recruitment guide, and she will ensure you do not miss out on the recruitment experience.

If I miss fall recruitment, will I have an opportunity to join a sorority in the spring?

Yes, we have an informal recruitment process called "COB." Please keep in mind that not all 14 chapters may participate. We cannot guarantee all chapters will have the ability to allow new members due to chapter size.

Where is Bid Day 2025?

Bid Day is on September 29th at 5pm at Dem Field!

Recruitment Plan

Weekend #1

PNM Orientation: September 17th

***Virtual Spirit Day:** September 18th

Philanthropy Day 1: September 19th

Philanthropy Day 2: September 20th

Weekend #2

Values Day 1: September 26th

Values Day 2: September 27th

Preference Night: September 28th

Bid Day: September 29th

Will be done with their Recruitment Group

Philanthropy

Day 1

Party 1	5:00p - 5:30p
Party 2	5:50p - 6:20p
Party 3	6:40p - 7:10p
Party 4	7:30p - 8:00p
Party 5	8:20p - 8:50p

Day 2

Party 1	9:00a - 9:30a
Party 2	9:50a - 10:20a
Party 3	10:40a - 11:10a
Party 4	11:30a - 12:00p
Party 5	12:20p - 12:50p
Lunch	12:50p - 1:40p
Party 6	2:00p - 2:30p
Party 7	2:50p - 3:20p
Party 8	3:40p - 4:10p
Party 9	4:30p - 5:00p
Party 10	5:20p - 5:50p
Party 11	6:10p - 6:40p
Party 12	7:00p - 7:30p
Party 13	7:50p - 8:20p



Values

Day 1

Party 1	5:00p - 5:40p
Party 2	6:00p - 6:40p
Party 3	7:00p - 7:40p
Party 4	8:00p - 8:40p

Day 2

Party 1	9:00a - 9:40a
Party 2	10:00a - 10:40a
Party 3	11:00a - 11:40a
Party 4	12:00p - 12:40p
Lunch	12:40p - 1:40p
Party 5	2:00p - 2:40p
Party 6	3:00p - 3:40p
Party 7	4:00p - 4:40p
Party 8	5:00p - 5:40p
Party 9	6:00p - 6:40p
Party 10	7:00p - 7:40p



Preference **Day**

Presentation	10:30a - 11:30a
Party 1	12:00p - 12:50p
Party 2	1:20p - 2:10p
Party 3	2:40p - 3:30p
Party 4	4:00p - 4:50p



PNM *Orientation*

Wednesday, September 17th

Each group has a designated time slot to attend:

Session 1: 6:30p – 7:30p

Session 2: 8p – 9p

Business College Rm N130

Potential New Member Orientation is a lecture-style orientation session put on by the Panhellenic Council which educates women about the Formal Recruitment Process. Here, PNMs will learn specific logistics about recruitment days, recruitment rules, and what to expect during recruitment.



Whatever you
would like

Reflection Questions

- Why do you want to be part of the Panhellenic Community?
- Do you have any hesitations about participating in this process? Is there anything that makes this experience uneasy for you?
- What role will gaining membership in a sorority play in your life?
- What do you hope to gain by participating in this experience?

Spirit **DAY**

Thursday, September 18th

5p - 9p

On Virtual Spirit Day, PNMs will be watching chapter videos with their Recruitment group, in a designated space on campus. This space will be told to PNMs closer to the start of recruitment.

During this time, PNMs will have the opportunity to see a short overview of all 14 chapters at MSU and learn about their values, philanthropy, and sisterhood. At the end of this round, PNMs will rank all 14 chapters.



Each video will
be 10-12 minutes



Whatever you
would like



Virtually visit
all 14 chapters

Reflection Questions

- How would you define a sorority?
- Why do you think it is important to have strong connections with other women in your chapter?
- How do you think the sororities you saw display sisterhood?
- Did any of the chapter's values or philanthropy stick out to you?

Philanthropy DAYS

Day 1: Friday, September 19th 5p - 9p

Day 2: Saturday, September 20th 9a - 8:30p

On Philanthropy Day, PNMs will be responsible for getting themselves to parties in a timely matter according to their given schedule. There will be a bus system provided to help you be on time for your parties.

PNMs will have the chance to learn in-depth about the chapter's philanthropy. A philanthropy is a charity that the chapter raises money & awareness for throughout the year; each chapter's philanthropy is unique to them. Conversations on this day go beyond basic questions & may include topics of service, charity, etc.



Each party is 30
minutes



PNM shirt and any
bottoms you would like



Visit up to 10
chapters

Some Questions To Ask

- What events or activities do you do to support your philanthropy?
- What kinds of service do you do in the community?
- How often do you participate in or host a service activity?
- Ask about their favorite philanthropy or service activity!
- Do you have sisters that are involved in other campus activities?
- What does your sorority's philanthropy mean to you?

Values DAYS

Day 1: Friday, September 26th 5p – 9:30p

Day 2: Saturday, September 27th 9a – 8p

On Values Day PNMs will be responsible for getting themselves to parties in a timely matter according to their given schedule. There will be a bus system provided to help you be on time for your parties.

Chapter members will have more intimate conversations with PNMs about their chapter's values. Conversations may include topics about family, friendship, service, etc. PNMs will also receive more in-depth tours of the chapter houses.



Each party is 40
minutes



Brunch Attire: Dress,
Skirt, or Nice Pants



Visit up to 6
chapters

Some Questions To Ask

- How does your chapter support the academic goals of members?
- How do you balance sorority life on top of other commitments?
- How do your members live out the chapter values?
- What do your values mean to your chapter members?
- What are some unique sisterhood events your chapter puts on?
- What kind of leadership opportunities are there?

Preference Night

Sunday, September 28th

10:30p – 5p

Before Preference Round begins, PNMs will attend Panhel's "Preference Ceremony" where they will learn about The MRABA and Bids.

On Preference Night, PNMs will be responsible for getting themselves to parties in a timely matter according to their given schedule.

On this day, PNMs will participate in a preference ceremony in the chapter houses they visit. Each preference ceremony is special and specific to that chapter.



Each party is 50
minutes



Formal Attire



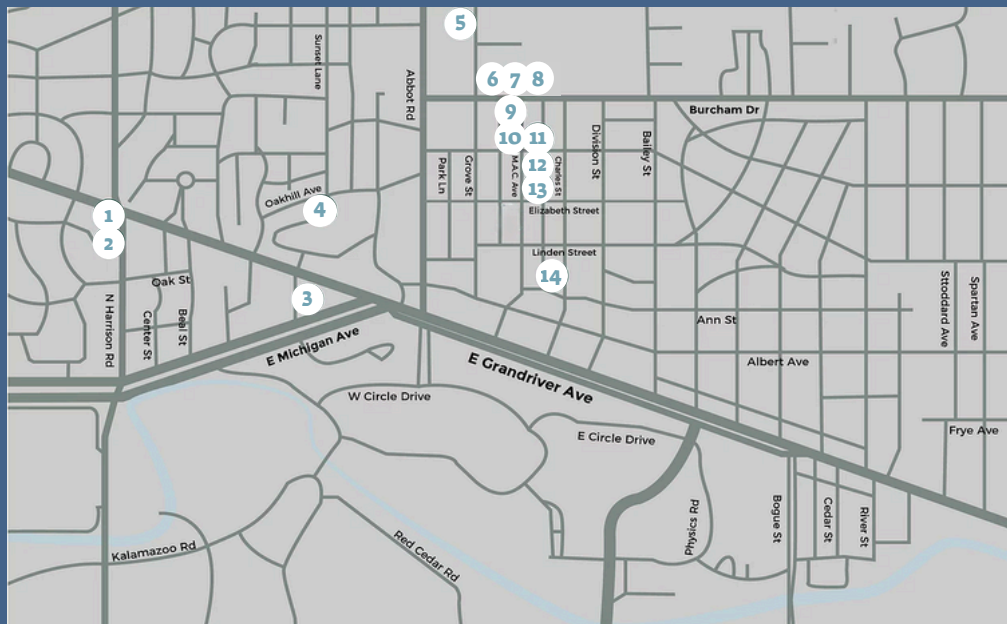
Visit up to 2
chapters

Reflection Questions

- What chapter do you see yourself helping you in your best and worst days?
- What factors are you relying on to aide you in making your decisions?
- What did you gain by participating in this experience?
- How are sorority women relevant in 2025?
- What did you enjoy most about this experience?
- What did you learn most about yourself through this experience?

Chapter Houses

Map



1. Delta Gamma

365 N. Harrison Road

2. Pi Beta Phi

343 N. Harrison Road

3. Gamma Phi Beta

258 E. Michigan Ave

4. Kappa Alpha Theta

303 Oakhill Ave

5. Alpha Xi Delta

855 Grove Street

6. Sigma Delta Tau

710 Grove Street

7. Chi Omega

229 Burcham Drive

8. Alpha Chi Omega

243 Burcham Drive

9. Zeta Tau Alpha

639 M.A.C. Ave

10. Kappa Kappa Gamma

605 M.A.C. Ave

11. Alpha Phi

616 M.A.C. Ave

12. Kappa Delta

528 M.A.C. Ave

13. Sigma Kappa

518 M.A.C. Ave

14. Alpha Omicron Pi

333 Charles Street

Alpha Chi Omega



IG: @msualphachi



A
X
Ω

SYMBOL

Golden Lyre

FLOWER

Red Carnation

PHILANTHROPY

Domestic Violence Awareness

NEW MEMBER DUES

\$1,261

ACTIVE MEMBER DUES

Live out: \$860 per semester

Live in: \$6,035 per semester

PAYMENT PLANS

Monthly installments

MIN. HIGH SCHOOL GPA

2.8

MIN. COLLEGE GPA

2.75

LIVE IN REQUIREMENT

1 year

ADDRESS

243 Burcham Dr

ADA ACCESSIBILITY

Ramp to access the main level and
first floor bedrooms

LEGACY POLICY

None

Alpha Omicron Pi



@aoiimichstate



A
O
Π

SYMBOL

Sheaf of Wheat

FLOWER

Jacqueminot Rose

PHILANTHROPY

The Arthritis Foundation

NEW MEMBER DUES

\$1,010

ACTIVE MEMBER DUES

Live out: \$1,006 per year

Live in: \$12,806 per year

PAYMENT PLANS

Can pay yearly, semesterly, or monthly

MIN. HIGH SCHOOL GPA

3.0

MIN. COLLEGE GPA

2.75

LIVE IN REQUIREMENT

1 year

ADDRESS

333 Charles St.

ADA ACCESSIBILITY

None

LEGACY POLICY

None

Alpha Phi



IG: @msualphaphi



A
Φ

SYMBOL

Ivy Leaf

FLOWER

Lily of the Valley & Forget-Me-Not

PHILANTHROPY

The Alpha Phi Foundation - Women's

Heart Health

NEW MEMBER DUES

\$2,474.53

ACTIVE MEMBER DUES

Live out: \$957.03 Fall; \$820.50 Spring

Live in: \$6,661.53 Fall; \$6,525 Spring

PAYMENT PLANS

Annual Payment Plan: Due in August

Semester Payment Plan: Due in August

(Fall) / December (Spring) Installment

Payment Plan: payment due in August,

September, October (Fall) / December,

January, and February (Spring)

MIN. HIGH SCHOOL GPA

2.5

MIN. COLLEGE GPA

2.5

LIVE IN REQUIREMENT

1 year

ADDRESS

616 M.A.C Ave.

ADA ACCESSIBILITY

None

LEGACY POLICY

None

Alpha Xi Delta



IG: @msualphaxi



A

Ξ

Δ

SYMBOL

Quill

FLOWER

Pink Rose

PHILANTHROPY

Kindly Hearts Initiative

NEW MEMBER DUES

\$922.50

ACTIVE MEMBER DUES

Live out: \$677.50 per semester

Live in: \$5,574.50 per semester

PAYMENT PLANS

Three payments per semester or custom plan if requested

MIN. HIGH SCHOOL GPA

2.5

MIN. COLLEGE GPA

2.0

LIVE IN REQUIREMENT

1 year

ADDRESS

855 Grove St.

ADA ACCESSIBILITY

Ramp to front of house, first floor

bedroom, handicap bathrooms

LEGACY POLICY

None

Chi Omega



IG: @msu_chiomega



X

Ω

SYMBOL

Owl

MIN. HIGH SCHOOL GPA

3.0

FLOWER

White Carnation

MIN. COLLEGE GPA

2.5

PHILANTHROPY

Make-a-Wish Foundation

LIVE IN REQUIREMENT

1 year

NEW MEMBER DUES

\$1,100

ADDRESS

229 Burcham Dr.

ACTIVE MEMBER DUES

Live out: \$820 per semester

Live in: \$6,595 per semester

ADA ACCESSIBILITY

None

PAYMENT PLANS

available by semester


LEGACY POLICY

Sisters & Daughters

Delta Gamma



IG: @msudeltagamma



Δ
Γ

SYMBOL

Anchor

FLOWER

Cream Rose

PHILANTHROPY

Service for Sight

NEW MEMBER DUES

\$1,409

ACTIVE MEMBER DUES

Live out: \$1,053 Fall; \$888 Spring

Live in: \$4,564 Fall; \$4,399 Spring

PAYMENT PLANS

Can pay yearly, semesterly, or monthly

MIN. HIGH SCHOOL GPA

3.0

MIN. COLLEGE GPA

2.5

LIVE IN REQUIREMENT

1 year

ADDRESS

365 N. Harrison Rd.

ADA ACCESSIBILITY

None

LEGACY POLICY

None

Gamma Phi Beta



IG: @msugammaphi



Г
Φ
Β

SYMBOL

Crescent moon

FLOWER

Pink Carnation

PHILANTHROPY

Building Strong Girls; Partners with
Girls on the Run

NEW MEMBER DUES

\$1,829.67

ACTIVE MEMBER DUES

Live out: \$820 Fall; \$820 Spring

Live in: (not including rent)

\$495.81 Fall; \$506.12 Spring

PAYMENT PLANS

As needed for initiated members

MIN. HIGH SCHOOL GPA

2.8

MIN. COLLEGE GPA

2.8

LIVE IN REQUIREMENT

1 year

ADDRESS

285 Michigan Ave.

ADA ACCESSIBILITY

Ramp on the first floor to enter the house,
handicap accessible bathroom, first floor
bedroom

LEGACY POLICY

None

Kappa Alpha Theta



IG: @thetamsu



K
A
Θ

SYMBOL

Kite & Twin Stars

FLOWER

Black & Gold Pansy

PHILANTHROPY

CASA (Court Appointed Special
Advocates)

NEW MEMBER DUES

\$1,294 Fall; \$1,100 Spring

ACTIVE MEMBER DUES

Live out: \$1,294 Fall; \$1,100 Spring

Live in: \$5,989 Fall; \$5,795 Spring

PAYMENT PLANS

Monthly Payments throughout
each semester

MIN. HIGH SCHOOL GPA

3.0

MIN. COLLEGE GPA

2.5

LIVE IN REQUIREMENT

Not required but
recommended

ADDRESS

303 Oakhill

ADA ACCESSIBILITY

None

LEGACY POLICY

A Theta legacy is defined as a
daughter, granddaughter, great-
granddaughter, or sister of a Kappa
Alpha Theta member.

Kappa Delta



iG: @msukappadelta



K
Δ

SYMBOL

Nautilus

FLOWER

White Rose

PHILANTHROPY

Prevent Child Abuse America & Girl

Scouts of America

NEW MEMBER DUES

\$1,277

ACTIVE MEMBER DUES

Live out: \$820 Fall; \$840 Spring

Live in: \$6,370 Fall; \$6,390 Spring

PAYMENT PLANS

We offer 3 payment plans for active members only- 2, 4, 5 months per semester. Or members can pay all at once.

MIN. HIGH SCHOOL GPA

3.0

MIN. COLLEGE GPA

2.75

LIVE IN REQUIREMENT

1 year

ADDRESS

528 M.A.C. Ave.

ADA ACCESSIBILITY

No

LEGACY POLICY

Grandmother, mother, or aunt

Kappa Kappa Gamma



IG: @msukappa



K
K
Γ

SYMBOL

Golden Key & Fleur-de-Lis

FLOWER

Iris

PHILANTHROPY

The NEDA Foundation, The Kappa Kappa Gamma Foundation, The Ultimate Growth Foundation

NEW MEMBER DUES

\$1,410

ACTIVE MEMBER DUES

Live out: \$1,014 Fall; \$904 Spring

Live in: \$8,506 Fall; \$6,217 Spring

PAYMENT PLANS

Can pay in Full or 3 installments

per semester

MIN. HIGH SCHOOL GPA

2.5

MIN. COLLEGE GPA

2.75

LIVE IN REQUIREMENT

1 year

ADDRESS

605 M.A.C. Ave

ADA ACCESSIBILITY

None

LEGACY POLICY

None

Pi Beta Phi



IG: @pibetaphimsu



Π

Β

Φ

SYMBOL

Arrow

FLOWER

Wine Carnation

PHILANTHROPY

Read > Lead > Achieve

NEW MEMBER DUES

\$1,293

ACTIVE MEMBER DUES

Live out: \$1,129 Fall; \$1,097 Spring

Live in: \$6,109 Fall; \$6,077 Spring

PAYMENT PLANS

Payments split into 3 over a 3 month period.

MIN. HIGH SCHOOL GPA

2.75

MIN. COLLEGE GPA

2.75

LIVE IN REQUIREMENT

1 year

ADDRESS

343 N. Harrison

ADA ACCESSIBILITY

Ramp at the front of the house, bedroom on 1st floor, & handicap shower/bathroom stall

LEGACY POLICY

None

Sigma Delta Tau



IG: @sigmadeltataumsu



Σ
Δ
Τ

SYMBOL

Torch

FLOWER

Yellow Tea Rose

PHILANTHROPY

Prevent Child Abuse America,
JWI, & The SDT Foundation

NEW MEMBER DUES

\$1,200

ACTIVE MEMBER DUES

Live out: \$850 per semester
Live in: (dependent on single/double
room) \$6,395 - \$6,995

PAYMENT PLANS

Can pay in 3 installments per
semester or custom payment
plans

MIN. HIGH SCHOOL GPA

2.5

MIN. COLLEGE GPA

2.5

LIVE IN REQUIREMENT

2 years, as available

ADDRESS

710 Grove St.

ADA ACCESSIBILITY

Ramp at front of house, Elevator,
Handicap room, bathroom & shower

LEGACY POLICY

Daughter, Granddaughter, Sister

Sigma Kappa



IG: @msusigmakappa



Σ

K

SYMBOL

heart & Dove

FLOWER

Wild Purple Violet

PHILANTHROPY

Sigma Kappa Foundation,
Inherit the Earth, Gerontology, Main Seacoast
Mission, Alzheimer's Association

NEW MEMBER DUES

\$1,521 Fall; \$1,181 Spring

ACTIVE MEMBER DUES

Live out: \$882 Fall; \$503 Spring

Live in: \$6,582 Fall; \$5,703 Spring

PAYMENT PLANS

Can request a 4 month payment
plan.

MIN. HIGH SCHOOL GPA

2.5

MIN. COLLEGE GPA

2.0

LIVE IN REQUIREMENT

1 year

ADDRESS

518 M.A.C. Ave.

ADA ACCESSIBILITY

None

LEGACY POLICY

None

Zeta Tau Alpha



IG: @zetamsu



Z
T
A

SYMBOL

Crown

FLOWER

White Violet

PHILANTHROPY

Breast Cancer Awareness and
Education

NEW MEMBER DUES

\$1,269 Fall; \$1,233 Spring

ACTIVE MEMBER DUES

Live out: \$928 Fall; \$866 Spring
Live in: \$8,999 Fall; \$5,805 Spring

PAYMENT PLANS

Can pay in 3 installments per
semester

MIN. HIGH SCHOOL GPA

3.0

MIN. COLLEGE GPA

2.5

LIVE IN REQUIREMENT

1 year

ADDRESS

639 M.A.C. Ave.

ADA ACCESSIBILITY

Outdoor ramp to side door, Elevator, 1st
floor bedroom, handicap shower & stall

LEGACY POLICY

None

Financial Transparency

Statement

All chapters have shared detailed financial information (member dues, chapter fees and assessments, etc.) so all potential new members are aware of the financial cost and commitment prior to chapters extending a bid.

On our website and on the Companion App you will find a transparency form from each chapter that includes costs that a new member should expect. This is in addition to the information shared in the PNM Booklet.



Scan for more financial
information

FSL *Contribution Fee*

Fraternity and Sorority Life (FSL) at Michigan State University assesses a contribution to individual members of all officially recognized fraternity and sorority organizations, regardless of council affiliation. This contribution is charged to a student's account and supplements the support MSU provides to the FSL community.

By joining a fraternity or sorority, you are acknowledging your understanding of and agreement to the following:

- Participation in a fraternity or sorority is optional and remains a choice of the student. As such, by agreeing to become or remain a member of a fraternity or sorority, you agree to pay the FSL Contribution assessed to all students.
- The FSL Contribution is assessed in the fall and spring semesters and applied to your student account.
- As a student, you can review the billing policies and procedures from the Student Accounts Office to understand financial responsibilities and processes.

Funds from the contribution help provide educational programs, leadership development opportunities, prevention and wellness programming, and staff support from Fraternity and Sorority Life.

Contribution Amounts to \$50 per semester per member, billed directly to the student account Assessed each semester for all members

Billing Schedule

Fall Semester: For returning members: September 1; For new members: November 15

Spring Semester: For returning members: February 1, For new members: April 15

Sponsors

CORA



Karmascore
Measure the Moments that Matter

Raide

Notes

Notes



With Love,

MSU Panhellenic